

12. Electricity

(1) Distribution Board

There is a distribution board in the entranceway or hallway outside every apartment. This safety device, which is made up of a current limiter and a circuit breaker, is designed to prevent the excessive use of electricity. Some apartments may not have current limiters, depending on your electrical electric power company.

◆ When the power in your apartments goes off ◆

- ◎ If you have a current limiter is fixed in your unit, when you use more than your permitted amount of electricity on contract, the current limiter shall automatically turn off your electricity. Reduce the amount of electricity in your unit and turn on the current limiter by lifting its switch.
- ◎ If your electricity meter has been changed to a smart meter and a current limiter is not fixed, the smart meter may switch off the electricity automatically when you use more than your contracted amount. If that does happen the electricity will be recovered after a while so please reduce the amount of electricity being used in your unit and wait.

For detail, please Contact your Contracted electric company.

- ◎ If you have a short due to a malfunction with your equipment, your circuit breaker will automatically cut your electricity off. This is a warning sign that there is a problem with an appliance, so unplug the respective appliance and have it serviced at an electrical service store.

- ◎ If your apartment is fitted with an earth leakage breaker on the distribution board, the breaker will automatically turn off the electricity when there is a short in the wiring or in an appliance. If this should happen, turn off all the circuit breakers, turn on the earth leakage breaker, and then turn on the circuit breakers one by one to establish which circuit is at fault. Once the faulty circuit has been found, turn off that circuit breaker and contact the Administration Service Office, Residence Center, or other location.



current limiter

circuit breaker

earth leakage breaker

The contacted maximum amount of electricity the apartment can sign up to use

(2) Increasing Electrical Capacity

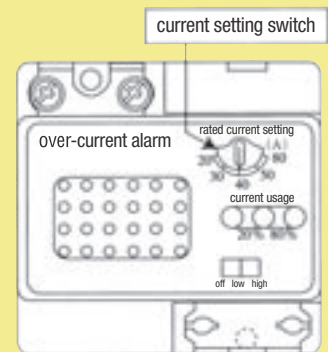
There is a limit to electrical capacity in apartments. As the details of contracts differ among electric power companies, and also power capacity varies among buildings, please take notice of it.

Generally, you can increase your electrical capacitance up to 30 amperes. (40 amperes for apartments that have completed an upgrade.) In some areas you may be able to increase up to 60 amperes.

◆ Change of amperes ◆

If you wish to change your electrical capacitance, please contact the Administration Service Office or Residence Center or other management facilities to report a simple remodel and get permission from UR Urban Renaissance Agency.

If you are going to set up large equipments or any special machinery, please contact the Administration Service Office or Residence Center or other management facilities to apply for remodelling and be sure to get permission from UR Urban Renaissance Agency. Please note that the maximum electrical capacitance should be noted on the distribution boards. If it is not, please contact the Administration Service Office or Residence Center or other management facilities.



◆ Apartments fitted with over-current alarm distribution boards (sounds an alarm upon overuse of electricity) ◆

The device sounds an alarm when current in excess of specified limit is used. When changing amperes, turn the current setting switch on the distribution board over to the new contracted ampere value so that both values matches. (This setting should be worked by the resident.)

(3) Attaching Light Fittings

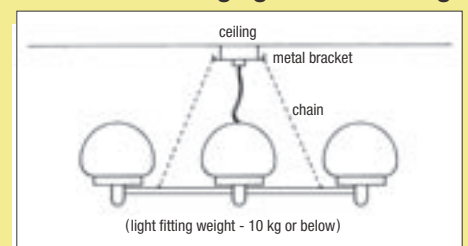
⚠ Caution

Please use light bulbs that have the correct rating for the light fitting. If the light sources are incompatible with the light fittings, they may not light up properly. The use of bulbs that are above the rated wattage as marked with a “W” is dangerous, as they may generate heat that can deform or burn the cover or mount, causing it to fall.

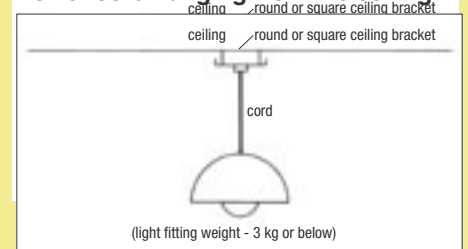
Please install lights in the living room yourself, but refer to the diagram at right regarding the permissible weights of lighting fixtures.

- Be careful touching incandescent bulbs immediately after they are turned off, as they can get very hot, and there is a danger of burns.

Metal bracket hanging from the ceiling



Power cord hanging from the ceiling




(4) Power Outlets

Please take care when using electrical outlet. Connecting many appliances from one electrical outlet, wrapping round electrical cords, or putting heavy things on electrical cords may lead to overheating and fire. You also need special care for your child's careless behavior.

Warning

Dust buildup between the plug and the outlet is a cause of fire (tracking burns). Please ensure that dust does not accumulate.



(5) Electrical Outlet for Air Conditioner

There are the following types of air conditioning electrical outlets installed in housing.

◆ Dedicated circuit air conditioning electrical outlet (dedicated line circuit installed from distribution board at each housing unit, “air conditioning electrical outlet” is stated on plate surface) ◆

Electricity consumption for the air conditioner is limited to 20 amperes by the circuit breaker. This normally uses a 100V (single phase) supply, so 100V coolers can be used without modification. However, machines which run on 200V may or may not be able to be installed depending on the apartment complex, so please consult the Administration Service Office or Residence Center or other management facilities in advance.

Additionally, plug types may vary depending on the air conditioner, so it may be necessary to change the plugs. This type of specialized electrical work should only be carried out by properly qualified personnel, so please inquire at an electrical service store.

◆ Air conditioning electrical outlet that is not a dedicated circuit (installed in same circuit as wall lighting and electrical outlets from distribution board, “air conditioning electrical outlet” is not stated on plate surface) ◆

For electrical outlets that are not dedicated circuits installed in apartments, replacement to a dedicated circuits air conditioning electrical outlet is conducted if an application is made by resident installing or purchasing air conditioner. Please contact your Resident Center if you want to request dedicated circuit replacement work for an air conditioning electrical outlet.

Please understand that the replacement work is not available if there is no installation space (or sleeves or mounting brackets nearby) for an outdoor unit or if there is no electrical outlet that is not a dedicated circuit in the apartment.

Please understand that it could take some time to conduct the replacement work depending on factors such as the number of applications made.

* There is a few apartment complexes where this type of air conditioning electrical outlets have been installed.